



LAWN TRACTOR & RIDE-ON RANGE

2016 / 2017

SDR | Crossjets | Goliath | S-Series



MASPORT SIDE DISCHARGE RANGE (SDR)

SIDE DISCHARGE AND MULCHING RIDE-ON MOWERS

RER 3000 552853

Compact, powerful and easy to drive. This rear engine rider with its simple controls, great operator visibility and 30" cutting deck, will make short work of cutting the grass around the home.

420cc
Engine

30"
Deck

KEY FEATURES

- Powermore 420cc OHV engine
- Mulch kit standard
- 6 speed transmission
- Cutting height 24mm – 81mm
- 5 cutting positions
- Steel bumper
- Tool-less deck removal
- Reverse mowing ability



SIDE DISCHARGE



6 SPEED TRANSMISSION



REVERSE MOWING
CAPABILITY



TOOL-LESS DECK
REMOVAL



PIVOTING FRONT AXLE

HVT 4200 552903

This lawn tractor combines all the best features this range has to offer, with added durability and operator convenience including electronic blade engagement, fully adjustable high back seat, tool-less deck removal, mulch kit and a hydrostatic transmission. Ideally suited for large blocks, this tractor is powered by the 18HP Kawasaki V-twin OHV engine and, when combined with the heavy duty 42" deck, including anti-scalp wheels, it ensures a perfect finish each and every time.

18HP
Engine


42"
Deck

KEY FEATURES

- 18HP Kawasaki engine
- Mulch kit standard
- Hydrostatic transmission
- Cutting height 25mm – 100mm
- 12 cutting positions
- Heavy duty solid steel chassis
- Offset 42" side discharge deck
- Electromagnetic deck engagement
- Cast iron pivoting front axle
- Tool-less deck removal



STURDY OFFSET
DECK



SIDE DISCHARGE



TOOL LESS DECK
REMOVAL



KAWASAKI 18HP
ENGINE



ANTI SCALP WHEELS



HYDROSTATIC
TRANSMISSION



PIVOTING FRONT AXLE

MASPORT S-SERIES

REAR CATCHER



S155 92HD 552716

A smaller and more compact lawn tractor, designed for areas where size doesn't necessarily matter. The cutting deck measures 36" allowing it to manoeuvre between garden beds and gates with ease. This lawn tractor features the integrated mulching system which allows you to catch or mulch from the comfort of the seat.

15.5^{HP}
Engine

36"
Deck

KEY FEATURES

- Briggs & Stratton 15.5 HP Powerbuilt
- Integrated mulching capability
- HydroGear T2 foot operated transmission
- Cut heights 30mm - 90mm
- 300L catcher - full catcher buzzer alert
- Sturdy front bumper
- Speed 0-10 Km/h
- Tow hitch included
- Optional rear deflector

S220 102HD ELITE 552957

The 40" twin blades make for quick and effective mowing suitable for most home and lifestyle blocks. The integrated mulching system is a real advantage on this machine. You can choose to mulch or catch by simply adjusting the lever.

22^{HP}
Engine

40"
Deck

KEY FEATURES

- Briggs & Stratton Intek™ 22 HP V twin engine
- Integrated mulching capability
- Hydrostatic Tuff Torq K46 foot operated transmission
- Cut heights 25mm - 80mm
- 320L catcher - automatic or manual catcher full indicator
- Sturdy front bumper
- Speed 0-9.5 Km/h
- Tow hitch included
- Optional rear deflector



HYDROGEAR T2 TRANSMISSION



OPTIONAL REAR DEFLECTOR



PIVOTING FRONT AXLE



STURDY STEEL DECK & COUNTER ROTATING BLADES



CATCHER FULL FUNCTION



BRIGGS & STRATTON ENGINE



STURDY STEEL DECK & COUNTER ROTATING BLADES



INTEGRATED MULCH LEVER



OPTIONAL REAR DEFLECTOR



CATCHER FULL FUNCTION



ANTI SCALP WHEELS



TUFF TORQ TRANSAXLES



BRIGGS & STRATTON ENGINE



PIVOTING FRONT AXLE

MASPORT S-SERIES



REAR CATCHER

SIDE DISCHARGE

S220 122HD 552960

The largest lawn tractor in the range. It has a heavy duty 48" cutting deck with the proven and reliable Briggs & Stratton 22HP V-Twin engine. In addition to catching and rear discharging grass, this machine can also mulch using the mulching attachment provided. This robust frame model is built to handle very large and demanding areas reliably year after year. Compare the specifications and you'll be impressed.

22^{HP}
Engine

48"
Deck

KEY FEATURES

- Briggs & Stratton Intek 22 HP V twin engine
- Mulching attachment included
- Hydrostatic Tuff Torq K62 foot operated transmission
- Cut heights 25mm - 80mm
- 360L catcher - auto or manual full warning
- Sturdy front bumper
- Speed 0-8 Km/h
- Tow hitch included
- Optional rear deflector

S220 107 SD 552746

This straightforward but high quality Ride-on mower, driven by a Hydro-gear HG T2 hydrostatic transmission, provides the user with infinitely variable speed and bi-directional control, making light work of the task at hand. Equipped with a 22HP Briggs & Stratton V-twin engine, it delivers power effortlessly to the robust 42" side discharge deck. The mowing deck is fitted with heavy duty high lift blades and anti-scalp wheels to deliver a neat and tidy finish each and every time.

22^{HP}
Engine

42"
Deck

KEY FEATURES

- Briggs & Stratton Intek™ 22 HP V twin engine
- HydroGear T2 foot operated transmission
- Cut heights 25mm - 75mm
- Sturdy front bumper
- Speed 0-10 Km/h
- Tow hitch included
- Anti-scalp wheels



STURDY STEEL DECK &
COUNTER ROTATING BLADES



INTEGRATED MULCH
LEVER



OPTIONAL REAR
DEFLECTOR



CATCHER FULL FUNCTION



ANTI SCALP WHEELS



TUFF TORQ TRANSAXLES



BRIGGS & STRATTON
ENGINE



PIVOTING FRONT AXLE



STURDY OFFSET
DECK



HYDROGEAR T2
TRANSMISSION



SIDE DISCHARGE



PIVOTING FRONT AXLE



ANTI SCALP WHEELS



BRIGGS & STRATTON
ENGINE

MASPORT CROSSJET

2 OPTIONS FOR
TOUGH TERRAIN



4WD shown
(Some features are only available on the 4WD model)

CROSSJET 4WD ⁵⁵²⁵⁹⁷

23^{HP}
Engine

- Briggs & Stratton Vanguard 23 HP twin cylinder engine
- Tuff Torq K-664 rear transmission
- Kanzaki KXH 10 front transmission
- Speed forward 9km/h

CROSSJET 2WD ⁵⁵²⁵⁹⁶

20^{HP}
Engine

- Briggs & Stratton Vanguard 20 HP twin cylinder engine
- Tuff Torq K-62M rear transmission
- Speed forward 8.5km/h

BOTH MODELS FEATURE

- 36" (92cm) cutting deck
- Heavy duty blade carrier with 2 swing back blades
- 45 - 110mm cut heights
- 18L fuel tank
- Sturdy front & rear bumper
- Diff-lock
- Cruise control (mechanical)
- Hour meter
- Steering control knob
- Halogen & LED lights
- Electromagnetic deck engagement
- Comfort seat
- 16" front & 20" rear wheels with V-shaped tread
- Dimensions - 231 x 105 x 151
- Weight 2WD - 294kg & 4WD - 346kg

MASPORT GOLIATH

TACKLE TOUGH
TERRAIN WITH EASE



GOLIATH 4WD 110HD ⁵⁵²⁸⁰²

23^{HP}
Engine

- Briggs & Stratton Vanguard 23 HP twin cylinder engine
- Mulching Deck
- 3 blade spindles operating 6 blades
- 110cm cut width

GOLIATH 4WD 92HD ⁵⁵²⁸⁰¹

23^{HP}
Engine

- Briggs & Stratton Vanguard 23 HP twin cylinder engine
- Slasher Deck
- Heavy duty blade carrier with 2 swing back blades
- 92cm cut width

BOTH MODELS FEATURE

- Transmission:
 - Rear - Tuff Torq K-664
 - Front - Kanzaki KXH 10
- Halogen & LED lights
- 16L fuel tank
- 16" front & 20" rear wheels with V-shaped tread
- Tough front & rear bumper with side rails
- Dimensions - 235 x 104 x 174 (401kg)
- Roll Over Protection System
- Diff-lock
- Cruise control
- Hour meter
- Steering control knob
- Electromagnetic deck engagement
- Comfort Seat with arm rests
- Speed forward - 9.5km/h
- Optional extras:
 - 36" slasher deck
 - 43" mulching deck



Do you want a Ride-on mower that mows more than just grass and on terrain that's normally more suited to goats? Are you frustrated by the lack of traction and control when operating conventional and zero turn Ride-on mowers (ZTR), especially when conditions are wet or the terrain is difficult? Do you feel unsafe and vulnerable when operating a Ride-on mower, especially on slopes or in wet or sandy conditions?

Masport Crossjet Ride-on mowers are perfect for demanding conditions like neglected and rough terrain and where traction can be compromised, such as slopes, undulations, sandy and wet conditions. They will cut and mulch high grass, brush, blackberry, gorse, thistles and most overgrown and out of control vegetation. The 92cm (36") cutting deck does not directly deflect cuttings from the side, therefore keeping paths, driveways, buildings, fences and gardens free from cut debris.



36"
Deck

SLASHER DECK

- Heavy duty blade carrier with 2 swing back blades
- 92cm cut width

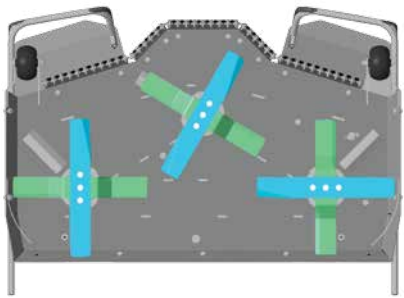



GOLIATH 4WD 92HD Slasher Deck

36"
Deck

GOLIATH 4WD 110HD Mulching Deck

43"
Deck



POWERED BY



MASPORT SDR

ZERO TURN MODELS

ZVT 4200 552857

- 20HP V-Twin Briggs & Stratton engine
- Highly manoeuvrable 'zero turn' controls
- Dual Hydro-Gear™ hydro transmission
- Cutting height 39mm – 93mm
- 8 cutting positions
- Offset 42" side discharge deck
- Electromagnetic deck engagement

20^{HP}
Engine

42"
Deck

ZVT 4800 552905

- 24HP V-Twin Briggs & Stratton engine
- Highly manoeuvrable 'zero turn' controls
- Dual Hydro-Gear™ ZT-2800™ transmission
- Cutting height 25mm – 100mm
- 15 cutting positions
- Offset 48" side discharge fabricated deck
- Electromagnetic deck engagement

24^{HP}
Engine

48"
Deck



STURDY OFFSET DECK



ZERO TURN



SIDE DISCHARGE



ANTI SCALP WHEELS



BRIGGS & STRATTON
ENGINE



ADJUSTABLE
LAP BARS

MASPORT RIDE-ON RANGE ICON GUIDE

CATCHER FULL FUNCTION (2 options)

AUTO - cutting blades will automatically stop once the bag is full to avoid any over filling or clogging of the chute.

MANUAL - Audio buzzer sounds once catcher is full. Blades will continue to work until turned off.



DECK DESIGN

Sturdy Steel cutting deck with synchronised contra rotating, high lift blades.

- Safety shear pins to protect belts and spindles.
- Hardened and tempered blades for increased durability.



INTEGRATED MULCHING LEVER

The single lever design makes it very easy when engaging or disengaging the mulching function. This can all be done without having to leave the seat of the ride-on mower.



OPTIONAL REAR DEFLECTOR

There is a rear deflector accessory suitable for all S-Series lawn tractor mowers. This gives you the option of spreading the grass cuttings.



ANTI-SCALP WHEELS

Anti-scalp wheels protect both your lawn and your deck. They prevent your lawn from being scalped by the deck and blades, allowing it to roll smoothly over undulating ground. The anti-scalp wheels also protect the deck and blades from contact with undulating ground or obstacles such as driveways.



BRIGGS & STRATTON AND KAWASAKI ENGINES

Powerful engine options delivering superior performance and durability.



SIDE DISCHARGE AND MULCHING

Can be easily converted into a mulching deck by removing the discharge chute and fitting the mulching cover, with no tools required.



ZERO TURN

The zero turn radius means these mowers are highly manoeuvrable, allowing you to mow around obstacles with ease and to get closer to edges. It also means less mowing time, as you can turn on the spot, more time in action and less manoeuvring while lining up.



OFFSET DECK DESIGN

Masport offset decks are designed to have the discharge side of the deck trailing behind the other side, therefore providing full blade coverage when cutting the grass. This means all the grass is cut in one movement, without leaving uncut strips in the middle.



ADJUSTABLE LAP BARS

Large lap bars fitted with comfort grips, tool-less position adjustment, as well as an integrated parking brake - all this gives you ultimate comfort and control at your fingertips.



PIVOTING FRONT AXLE

The front axle pivots independently allowing more traction and control over uneven surfaces. This also makes for a smoother ride for the operator.



MANUAL TRANSMISSIONS

Simple and effective the 6 speed transmission is easy to use and gear selections can be made on the move without having to stop.



TOOL-LESS CUTTING DECK REMOVAL

Masport SDR 30" and 42" cutting decks can be removed effortlessly without using tools. This makes it easier for DIY home maintenance, servicing and cleaning of the underside of the cutting deck.



TUFF TORQ TRANSAXLES - The latest generation transaxles designed with a diagonal bulkhead into the casting to increase stiffness and reduce noise. These units are designed specifically for lawn tractor mowers.

HYDROGEAR T2 TRANSMISSION - Combines Hydro-Gear's proven 8cc axial piston pump and 10cc axial piston motor in a twin axle integrated package. The T2 provides infinitely variable speed, bi-directional control for precise handling, as well as an Integrated design for fewer potential leak points, a rugged die cast aluminum housing and quiet operation.



MASPORT RIDE-ON RANGE COMPARISON CHART

	SIDE DISCHARGE		S - SERIES				TOUGH TERRAIN			ZERO TURN	
	RER 3000 (552853)	HVT 4200 (552903)	S155 92HD (552716)	S220 102HD ELITE (552957)	S220 122HD (552960)	S220 107SD (552746)	Crossjet 2WD (552596)	Crossjet 4WD (552597)	Goliath (552801) (552802)	ZVT 4200 (552857)	ZVT 4800 (552905)
ENGINE	420cc ZS	Kawasaki 18.0HP Twin	Briggs & Stratton Powerbuilt 15.5 HP	Briggs & Stratton Intek 22 HP V twin	Briggs & Stratton Intek 22 HP V twin	Briggs & Stratton Intek 22 HP V twin	Briggs & Stratton Vanguard 20 HP 2-cylinder	Briggs & Stratton Vanguard 23 HP 2-cylinder	Briggs & Stratton Vanguard 23 HP 2-cylinder	Briggs & Stratton 20 HP - V twin	Briggs & Stratton 24 HP - V twin
DECK WIDTH	30" (76cm)	42" (107cm)	36" (92cm)	102cm (40") Steel deck	48" (122cm)	42" (107cm)	92cm (36") heavy duty steel deck	92cm (36") heavy duty steel deck	36" (92cm) slasher deck or 43" (110cm) mulching deck	42" (107cm)	48" (122cm)
CUTTING SYSTEM	Single blade 3'n1	Double blades	High lift twin blades	High lift twin blades	High lift twin blades	Twin blades	HD twin flail on solid bar	HD twin flail on solid bar	HD twin flail on solid bar or 3x dual blade spindles	Double blades	Triple bar blade
CUTTING HEIGHTS	24 - 81mm	25-100mm	30 - 90mm	25 - 80mm	25 - 80mm	25 - 75mm	45-110mm	45-110mm	50-135mm	39 - 93mm	25 - 100mm
DECK ENGAGEMENT	Manual	Electromagnetic	El-mag	El-mag	El-mag	El-mag	El-mag	El-mag	El-mag	Electromagnetic	Electromagnetic
CATCHER	Optional extra	Optional extra	300L - Catcher full warning buzzer - manual empty	320L - Automatic or manual catcher full warning - manual empty	360L - Automatic or manual catcher full warning - manual empty						
MULCHING	●	●	●	●	●	●	●	●	●	●	●
TRANSMISSION	6 Speed manual	Hydrostatic Tuff Torq K46, foot operation	Hydrostatic HydroGear T2, toe heel operation	Hydrostatic Tuff Torq K46, foot operation	Hydrostatic Tuff Torq K62, toe heel operation	Hydrostatic HydroGear T2, toe heel operation	Tuff Torq K-62M hydrostatic transaxle	Rear - Tuff Torq K-664 hydrostatic transaxle Front - Kanzaki KXH 10 transaxle	Rear - Tuff Torq K-664 hydrostatic transaxle Front - Kanzaki KXH 10 transaxle	Dual Hydro Gear® Hydro's	Dual ZT800
DIFF-LOCK							●	●	●		
LIGHTS		●	●	●	●	●	●	●	●		
FORWARD SPEED	0-10 Km/h	0-9 Km/h	0-10 Km/h	0-9.5 Km/h	0-9 Km/h	0-10 Km/h	0-10 Km/h	0-10 Km/h	0-10.5 Km/h	0-9 Km/h	0-14 Km/h
SEATING	Standard seat	Medium seat	Comfort seat	Comfort seat	Deluxe seat with arm rests	Deluxe seat	Comfort seat	Comfort seat	Comfort seat	High back	High back
FUEL TANK	5.7 Litre	11.3 Litre	7 Litre	13 Litre	14 Litre	7 Litre	18 Litre	18 Litre	16 Litre	11 Litre	11 Litre
BUMPER & ROLL BAR	Sturdy front bumper	Optional	Sturdy front bumper	Sturdy front bumper	Sturdy front bumper	Sturdy front bumper	Bumper and roll bar	Bumper and roll bar	Bumper and certified ROPS		
STORAGE AREA			●	●	●	●					
STEERING WHEEL	Standard	Soft touch	Easy turn steering	Easy turn steering	Easy turn steering	Standard	Adjustable Easy turn steering ball	Adjustable Easy turn steering ball	Adjustable Easy turn steering ball	Dual control steering	Dual control steering
HOUR METER		●	●	●	●	●	●	●	●	●	●
WARRANTY	24 Months	24 Months	24 Months	24 Months	24 Months	24 Months	24 Months 3 year engine	24 Months 3 year engine	24 Months 3 year engine	24 Months	24 Months
OVERALL DIMENSIONS	160 x 100 x 110 - (131kg)	170 x 135 x 110 - (188kg)	224 x 95 x 112 - (232kg)	250 x 106 x 120 - (265kg)	248 x 126 x 128 - (303kg)	193 x 137 x 113 - (199kg)	231 x 105 x 151 - (293kg)	231 x 105 x 151 - (346kg)	235 x 104 x 174 - (390kg)	170 x 134 x 104 - (188kg)	194 x 131 x 115 - (329kg)
WHEELS	Front 13x5 Rear 16x6.5	Front 15x6 Rear 20x8	Front 15x6.5 & rear 18x8.5	Front 16x6.5 & rear 20x10	Front 16x6.5 & rear 20x10	Front 15x6 & rear 18x8.5	V-shaped tread front 16" and rear 20"	V-shaped tread front 16" and rear 20"	V-shaped tread front 16" and rear 20"	Front 11x4 Rear 18x8.5	Front 13x5 Rear 20x8

Warranty and Disclaimer Info:

All Masport products carry a manufacturer's warranty. Please refer to your warranty card supplied with each product for details and conditions for specific models. This brochure supersedes all previous Masport Ride-On brochures. Product specification, colours and prices are subject to change without prior notification. Not all models may be stocked at all stores. Whilst care has been taken in the preparation of this document, Masport is constantly improving and updating its product range therefore model specifications may vary and should be checked at time of purchase.

Masport Limited New Zealand

1-37 Mt Wellington Highway, Panmure, Auckland 1060
PO Box 14-349, Panmure, Auckland 1741

E: sales@masport.co.nz

W: www.masport.co.nz

P: 0800 MASPORT

F: 0508 570 570



Available from: